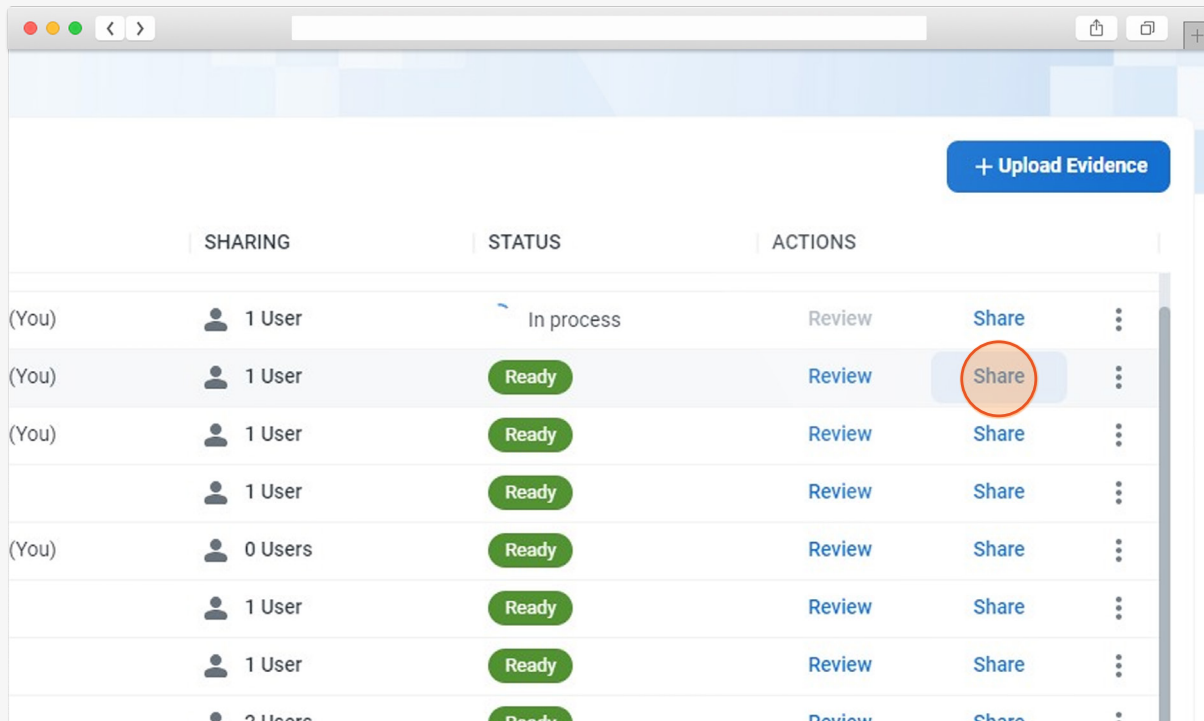


# Guardian ■ Starter

## How To: Share Previous UFDRs within browser (Guardian)

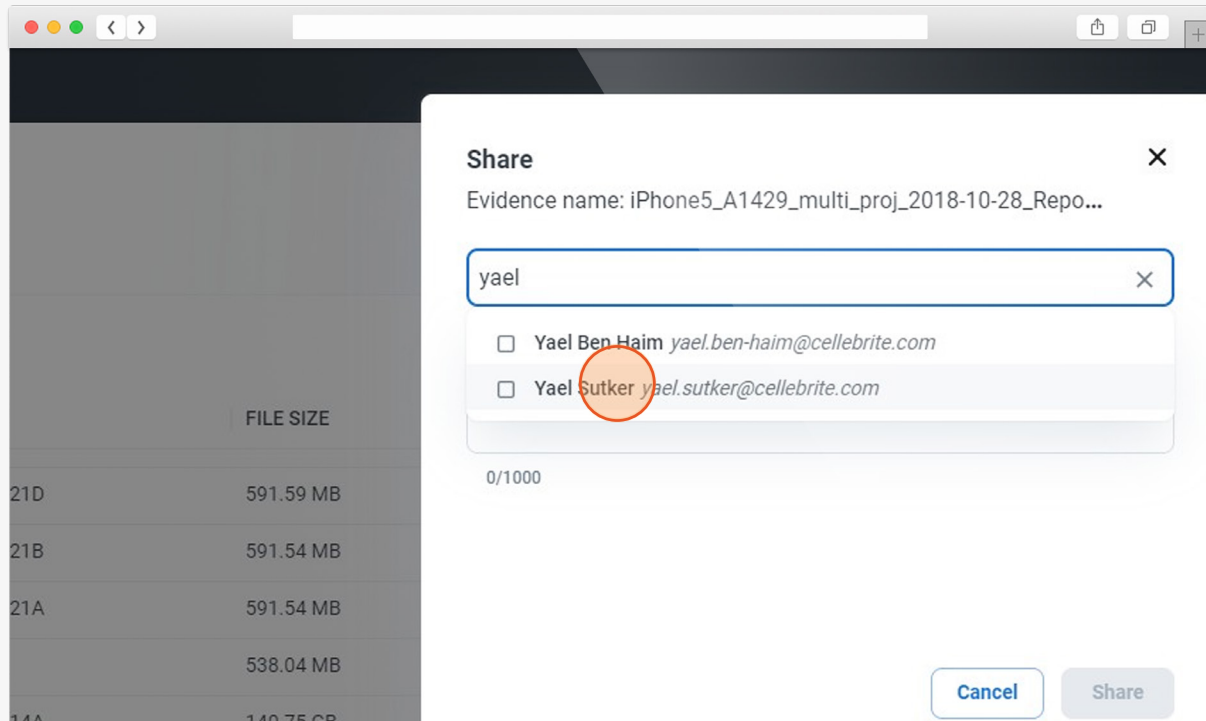
1

Navigate to the Guardian Sharing Center and click "Share" in the row of the relevant UFDR.

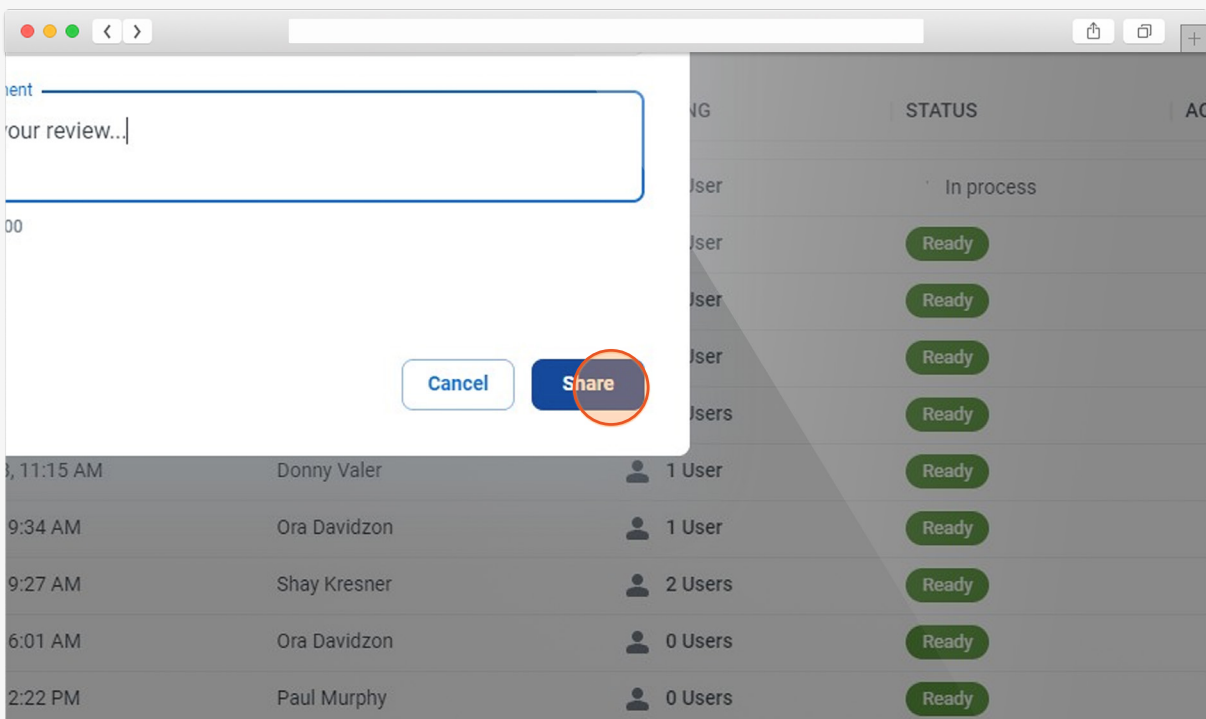


SHARING		STATUS	ACTIONS	
(You)	1 User	In process	Review	Share
(You)	1 User	Ready	Review	Share
(You)	1 User	Ready	Review	Share
	1 User	Ready	Review	Share
(You)	0 Users	Ready	Review	Share
	1 User	Ready	Review	Share
	1 User	Ready	Review	Share
	2 Users	Ready	Review	Share

Type in or select the email address and add any comments that you want to include.

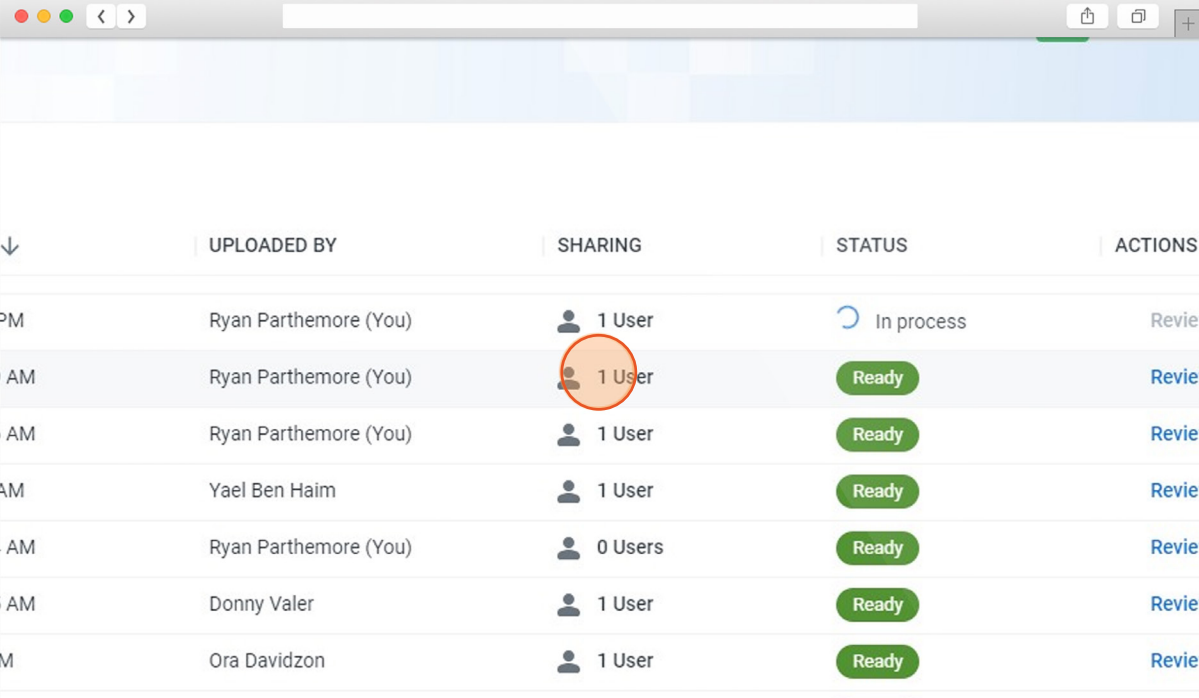










Click “Share” and your stakeholder will be notified by email that they have evidence ready to review.



4

To see which stakeholders have permissions to review the UFDRs, simply click on the number of users in the “Sharing” column and you will see a summary of all users who are able to review the evidence.



	UPLOADED BY	SHARING	STATUS	ACTIONS
PM	Ryan Parthemore (You)	 1 User	 In process	<a href="#">Review</a>
AM	Ryan Parthemore (You)	 1 User	<a href="#">Ready</a>	<a href="#">Review</a>
AM	Ryan Parthemore (You)	 1 User	<a href="#">Ready</a>	<a href="#">Review</a>
AM	Yael Ben Haim	 1 User	<a href="#">Ready</a>	<a href="#">Review</a>
AM	Ryan Parthemore (You)	 0 Users	<a href="#">Ready</a>	<a href="#">Review</a>
AM	Donny Valer	 1 User	<a href="#">Ready</a>	<a href="#">Review</a>
M	Ora Davidzon	 1 User	<a href="#">Ready</a>	<a href="#">Review</a>

